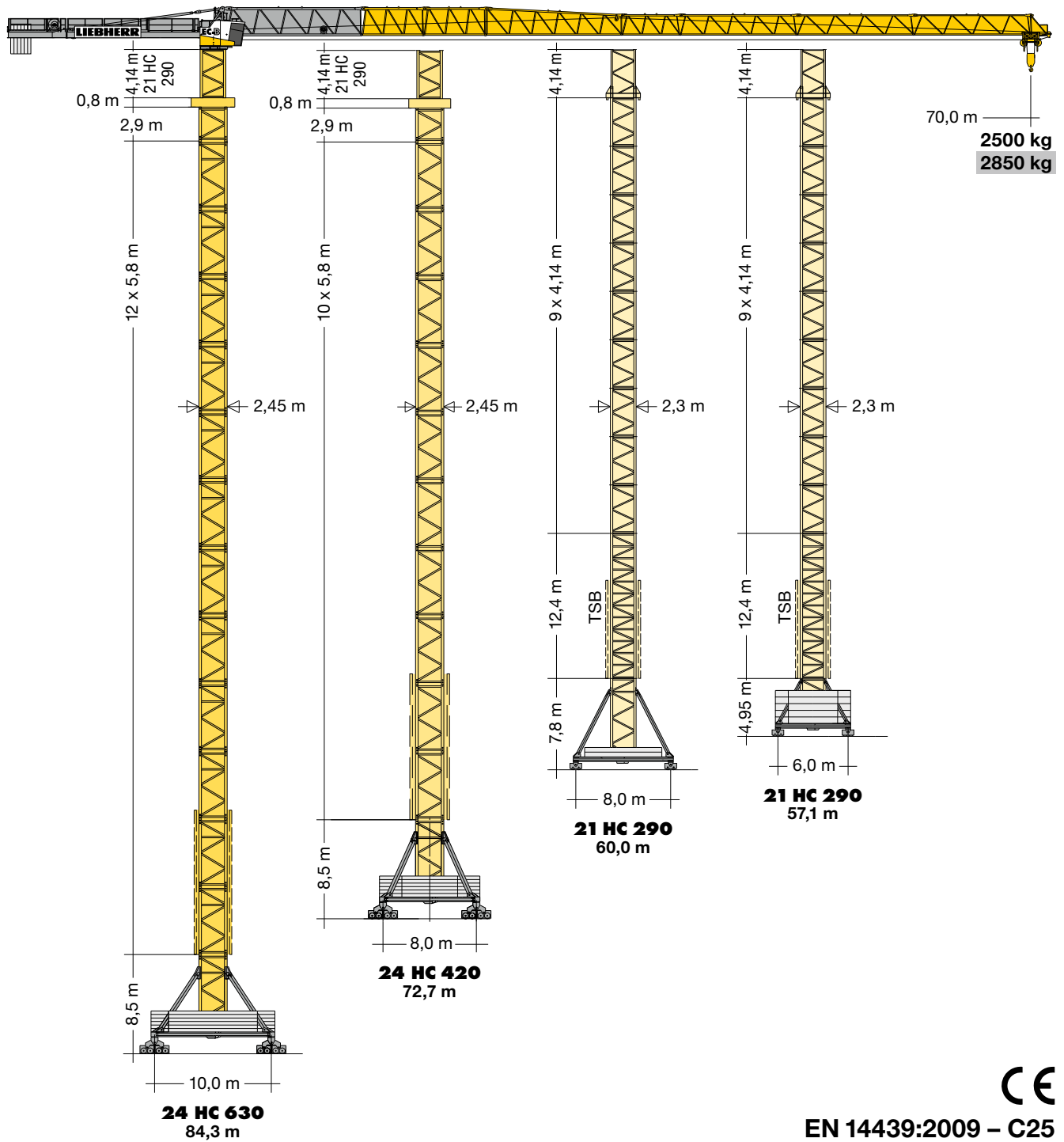


# Turmdrehkran


Tower Crane / Grue à tour / Gru a torre / Grúa torre /  
Guindaste de torre / Кран башенный

## 278 EC-B 12 Fibre



EN 14439:2009 - C25

# LIEBHERR



1) Turmstück oder Kletterturmstück / Tower section or climbing tower section / Élément de mât ou élément de mât télescopable / Elemento torre oppure elemento torre telescopabile / Tramo torre o tramo torre trepable / Segmento de torre ou segmento de torre para ascensão / Башенная секция или секция наращивания

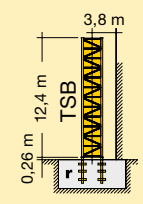
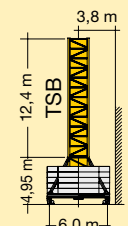
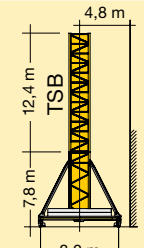
2) Turmstück 21 HC 290 + Übergangsrahmen 21 HC 290 – 24 HC 630 TF-0080c / Tower section 21 HC 290 + transition frame 21 HC 290 – 24 HC 630 TF-0080c / Élément de mât 21 HC 290 + cadre de raccordement 21 HC 290 – 24 HC 630 TF-0080c / Elemento di torre 21 HC 290 + Adattatore torre 21 HC 290 – 24 HC 630 TF-0080c / Tramo torre 21 HC 290 + Marco de transición 21 HC 290 – 24 HC 630 TF-0080c / Segmento de torre 21 HC 290 + Quadro de transição 21 HC 290 – 24 HC 630 TF-0080c / Башенная секция 21 HC 290 + Переходная рама 21 HC 290 – 24 HC 630 TF-0080c

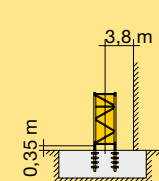
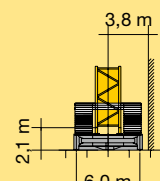
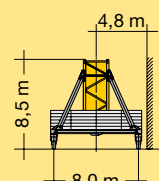
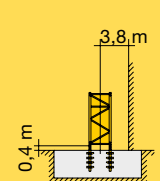
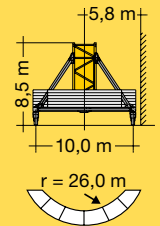
m	r	m/kg	278 EC-B 12 Fibre																		
			24,4	26,9	29,4	31,9	35,0	37,5	40,0	42,5	45,0	47,5	50,0	52,5	55,0	57,5	60,0	62,5	65,0	67,5	70,0
70,0	(r=71,6)	2,6 - 17,9 12000	8520	7640	6920	6320	5690	5260	4890	4560	4270	4000	3770	3560	3360	3190	3030	2880	2740	2620	2500
67,5	(r=69,1)	2,6 - 18,0 12000	8610	7730	7000	6390	5760	5320	4940	4610	4320	4050	3810	3600	3410	3230	3070	2920	2780	2650	
65,0	(r=66,6)	2,6 - 19,4 12000	9350	8400	7610	6950	6270	5800	5390	5030	4710	4430	4170	3940	3730	3540	3360	3200	3050		
62,5	(r=64,1)	2,6 - 19,4 12000	9350	8400	7610	6950	6270	5800	5390	5030	4710	4430	4170	3940	3730	3540	3360	3200			
60,0	(r=61,6)	2,6 - 20,8 12000	10070	9050	8210	7500	6770	6270	5830	5440	5100	4790	4520	4270	4040	3840	3650				
57,5	(r=59,1)	2,6 - 20,8 12000	10100	9080	8230	7520	6790	6280	5840	5460	5110	4810	4530	4280	4060	3850					
55,0	(r=56,6)	2,6 - 22,1 12000	10770	9690	8790	8030	7250	6720	6250	5840	5470	5150	4860	4590	4350						
52,5	(r=54,1)	2,6 - 22,1 12000	10800	9710	8810	8050	7270	6730	6260	5850	5490	5160	4870	4600							
50,0	(r=51,6)	2,6 - 23,4 12000	11490	10340	9380	8580	7750	7180	6680	6250	5860	5510	5200								
47,5	(r=49,1)	2,6 - 23,6 12000	11570	10410	9440	8640	7800	7230	6730	6290	5900	5550									
45,0	(r=46,6)	2,6 - 24,3 12000	11940	10750	9760	8920	8060	7470	6960	6500	6100										
42,5	(r=44,1)	2,6 - 24,3 12000	11940	10740	9750	8920	8060	7470	6950	6500											
40,0	(r=41,6)	2,6 - 25,1 12000	12000	11110	10090	9230	8340	7730	7200												
37,5	(r=38,8)	2,6 - 25,1 12000	12000	11140	10110	9250	8360	7750													
35,0	(r=36,3)	2,6 - 24,9 12000	12000	11060	10040	9190	8300														
31,9	(r=33,8)	2,6 - 24,9 12000	12000	11020	10000	9150															
29,4	(r=31,3)	2,6 - 24,7 12000	12000	10960	9950																
26,9	(r=28,5)	2,6 - 24,7 12000	12000	10950																	
24,4	(r=26,0)	2,6 - 24,4 12000	12000																		

**LM 1**

m	r	m/kg	278 EC-B 12 Fibre																		
			24,4	26,9	29,4	31,9	35,0	37,5	40,0	42,5	45,0	47,5	50,0	52,5	55,0	57,5	60,0	62,5	65,0	67,5	70,0
70,0	(r=71,6)	2,6 - 19,8 12000	9540	8570	7770	7100	6400	5920	5510	5140	4810	4520	4260	4030	3810	3620	3440	3270	3120	2980	2850
67,5	(r=69,1)	2,6 - 19,9 12000	9600	8620	7820	7140	6440	5960	5540	5170	4840	4550	4290	4050	3840	3640	3460	3290	3140	3000	
65,0	(r=66,6)	2,6 - 21,5 12000	10430	9380	8510	7780	7020	6500	6040	5650	5290	4980	4690	4430	4200	3990	3790	3620	3450		
62,5	(r=64,1)	2,6 - 21,4 12000	10390	9340	8480	7750	6990	6470	6020	5620	5270	4960	4670	4420	4180	3970	3780	3600			
60,0	(r=61,6)	2,6 - 22,9 12000	11200	10070	9140	8360	7550	6990	6510	6080	5700	5360	5060	4790	4540	4310	4100				
57,5	(r=59,1)	2,6 - 22,9 12000	11180	10050	9120	8340	7530	6980	6490	6070	5690	5350	5050	4780	4530	4300					
55,0	(r=56,6)	2,6 - 24,3 12000	11920	10720	9730	8900	8040	7450	6940	6490	6090	5730	5410	5110	4850						
52,5	(r=54,1)	2,6 - 24,2 12000	11890	10690	9710	8880	8020	7430	6920	6470	6070	5710	5390	5100							
50,0	(r=51,6)	2,6 - 25,8 12000	12000	11460	10410	9530	8610	7980	7440	6950	6530	6140	5800								
47,5	(r=49,1)	2,6 - 25,8 12000	12000	11480	10420	9540	8620	7990	7440	6960	6530	6150									
45,0	(r=46,6)	2,6 - 26,4 12000	12000	11760	10680	9780	8840	8190	7630	7140	6700										
42,5	(r=44,1)	2,6 - 26,4 12000	12000	11780	10700	9790	8850	8210	7650	7150											
40,0	(r=41,6)	2,6 - 26,9 12000	12000	12000	10910	9990	9030	8370	7800												
37,5	(r=38,8)	2,6 - 26,9 12000	12000	11980	10880	9960	9000	8350													
35,0	(r=36,3)	2,6 - 26,9 12000	12000	11980	10880	9960	9000														
31,9	(r=33,8)	2,6 - 26,7 12000	12000	11910	10820	9900															
29,4	(r=31,3)	2,6 - 26,7 12000	12000	11890	10800																
26,9	(r=28,5)	2,6 - 26,5 12000	12000	11800																	
24,4	(r=26,0)	2,6 - 24,4 12000	12000																		

**Load-Plus**

4,14 m		4,14 m + 2,07 m	21 HC 290		
10	10 + 1	56,6 <sup>1)</sup>	-	-	-
9	9 + 1	54,5 <sup>1)</sup>	-	-	-
8	8 + 1	52,4	57,1 <sup>1)</sup>	60,0 <sup>1)</sup>	
7	7 + 1	50,4	55,0	57,9	
6	6 + 1	48,3	53,0	55,8	
5	5 + 1	46,2	50,9	53,8	
4	4 + 1	44,1	48,8	51,7	
3	3 + 1	42,1	46,8	49,6	
2	2 + 1	40,0	44,7	47,5	
1	1 + 1	37,9	42,6	45,5	
0	0 + 1	35,9	40,6	43,4	
		33,8	38,5	41,3	
		31,7	36,4	39,3	
		29,7	34,3	37,2	
		27,6	32,3	35,1	
		25,5	30,2	33,1	
		23,5	28,1	31,0	
		21,4	26,1	28,9	
		19,3	24,0	26,8	
		17,2	21,9	24,8	
		15,2	19,9	22,7	
		m	m	m	
					
		21 HC 290 FAR	21 HC 290 UC-0600	21 HC 290 UC-0800	

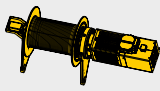
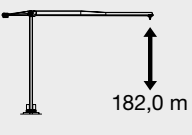
5,8 m		5,8 m + 2,9 m	24 HC 420			24 HC 630	
13	13 + 1	-	-	-	82,0 <sup>1)</sup>	-	
	12 + 1	-	-	-	79,1 <sup>1)</sup>	-	
12	11 + 1	-	-	-	76,2	84,3 <sup>1)</sup>	
	10 + 1	67,4 <sup>3)</sup>	-	-	73,3	81,4 <sup>1)</sup>	
	9 + 1	64,5 <sup>1)</sup>	66,3 <sup>1)</sup>	72,7 <sup>1)</sup>	70,4	78,5	
10	8 + 1	61,6	63,4	69,8 <sup>1)</sup>	67,5	75,6	
9	7 + 1	58,7	60,5	66,9	64,6	72,7	
8	6 + 1	55,8	57,6	64,0	61,7	69,8	
7	5 + 1	52,9	54,7	61,1	58,8	66,9	
6	4 + 1	50,0	51,8	58,2	55,9	64,0	
5	3 + 1	47,1	48,9	55,3	53,0	61,1	
4	2 + 1	44,2	46,0	52,4	50,1	58,2	
3	1 + 1	41,3	43,1	49,5	47,2	55,3	
2	0 + 1	38,4	40,2	46,6	44,3	52,4	
1		35,5	37,3	43,7	41,4	49,5	
0		32,6	34,4	40,8	38,5	46,6	
		29,7	31,5	37,9	35,6	43,7	
		26,8	28,6	35,0	32,7	40,8	
		23,9	25,7	32,1	29,8	37,9	
		21,0	22,8	29,2	26,9	35,0	
		18,1	19,9	26,3	24,0	32,1	
		15,2	17,0	23,4	21,1	29,2	
		12,3	14,1	20,5	18,2	26,3	
		9,4	11,2	17,6	15,3	23,4	
		6,5	8,3	14,7	12,4	20,5	
		3,6	5,4	11,8	9,5	17,6	
		m	m	m	m	m	
							
		24 HC 420 FA	24 HC 420 CB-0600	24 HC 630 UC-0800	24 HC 630 FA	24 HC 630 UC-1000m	

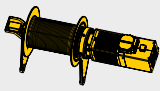
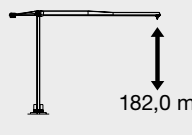
**Turmstücke 24 HC 630 müssen am Turmfuß eingebaut werden. Details siehe Bedienungsanleitung.** / Tower sections 24 HC 630 must be installed on the tower base. See operating manual for further details. / Les éléments de mât 24 HC 630 doivent être montés en pied de grue. Voir les détails dans les instructions d'emploi. / Elementi torre 24 HC 630 devono essere montati alla base torre. Si veda il manuale istruzioni per i dettagli. / Los tramos torre de la 24 HC 630 tienen que ser montados en el pie de torre. Más detalles en las instrucciones de montaje. / Segmentos de torre 24 HC 630 devem ser instalados sobre o segmento base. Para mais detalhes consultar manual de instrução. / Башенные секции 24 HC 630 должны монтироваться в основании башни. Подробную информацию смотри в инструкции по эксплуатации.

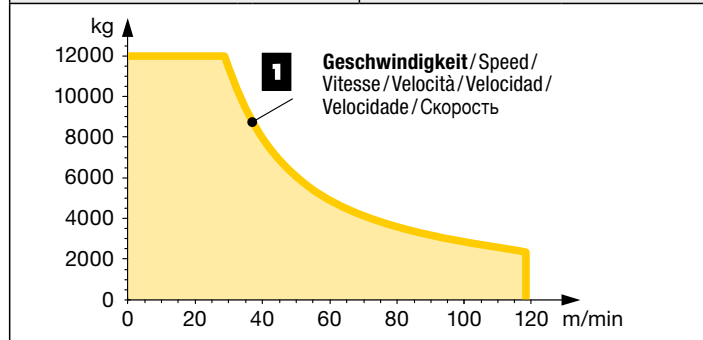
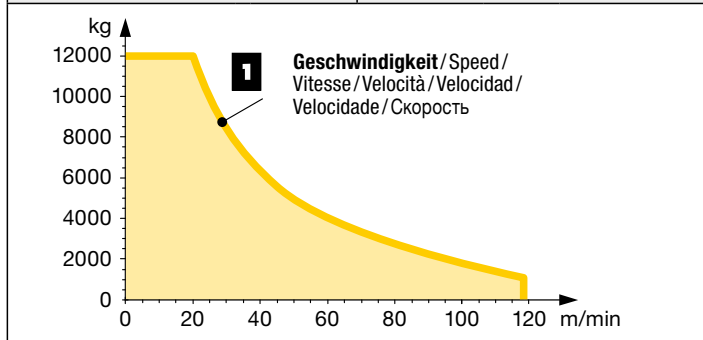
**Weitere Hubhöhen, Auslegerlängen sowie Klettern im Gebäude auf Anfrage.** / Further hoist heights and jib lengths as well as climbing inside the building on request. / Autres hauteurs sous crochet et longueurs de flèche ainsi que hissage dans le bâtiment sur demande. / Ulteriori altezze gancho, lunghezze braccio così come telescopaggio all'interno dell'edificio: su richiesta. / Para alturas bajo gancho superiores, otros alcances y trepado en el interior del edificio, consultar. / Outras alturas de elevação, comprimentos de lança e subida no edifício: sob consulta. / Другие высоты подъема, длины стрелы и самоподъем в здании - по запросу.

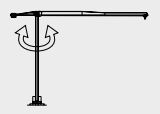
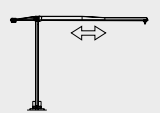
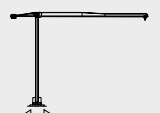
<sup>3)</sup> ohne Klettereinrichtung / without climbing equipment / sans équipement de télescopage / senza dispositivo di telescopaggio / sin equipo de trepado / sem mecanismo de telescopagem / Без обоймы наращивания

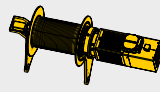

r = verstärkt / reinforced / renforcé / rinforzato / reforzado / reforçado / усиленный

	↔ <b>stufenlos/stepless/régl. continu/</b> regl. progressiva/sin escalones/ sem degraus/бесступенчатый kg m/min
45 kW FU FSW 260 MZ 004  182,0 m max. 269,0 m <sup>4)</sup>	<b>5 Lagen</b> Layers Couches Avvolgimenti Camadas Сарас Слоёв  <b>1</b> 12000 0 ↔ 20 1100 0 ↔ 119

	↔ <b>stufenlos/stepless/régl. continu/</b> regl. progressiva/sin escalones/ sem degraus/бесступенчатый kg m/min
65 kW FU FSW 280 MZ 001  182,0 m max. 269,0 m <sup>4)</sup>	<b>5 Lagen</b> Layers Couches Avvolgimenti Camadas Сарас Слоёв  <b>1</b> 12000 0 ↔ 29 2300 0 ↔ 119







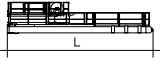

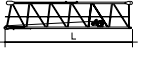

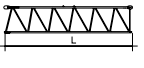























	0 ↔ U/min 0,7 sl./min tr./min	2 x 7,5 kW FU
	0 ↔ 120,0 m/min	7,5 kW FU
	25,0 m/min	2 x 7,5 kW (21 HC 290) 4 x 7,5 kW (24 HC 420/ 24 HC 630)

		
	<b>kVA</b>	
45 kW FU	65,0	65 kW FU
		86,0

**kVA** reduzierbar bei zu geringer Netz-Anschlussleistung, siehe BAL. /  
kVA can be reduced in case of too little power of the mains, see instruction manual. /  
kVA peut être réduit en cas de trop faible puissance du réseau, voir manuel d'instruction. /  
kVA riducibili in caso di potenza di rete ridotta (si veda manuale uso e manutenzione) /  
kVA variable para potencia de red demasiado pequeña, ver Manual de instrucciones. /  
kVA reduzível no caso de capacidade da rede elétrica muito baixa, ver manual de  
instruções. / Количество кВА может быть сокращено до минимальной общей  
потребляемой мощности, см. инструкцию по эксплуатации.

<sup>4)</sup> Weitere Hublastdaten: siehe Betriebsanleitung. / Further hoist load data: see instruction manual. / Autres données de la charge de levage : voir manuel d'instruction. /  
Altri dati sui carichi sollevati: consultare il manuale d'istruzione. / Alturas bajo granchos superiores según manual. / Outras tabelas de carga: consultar manual de instruções. /  
Другие данные по весу поднимаемых грузов: см. инструкцию по эксплуатации.

<b>Kranoberteil</b>		<b>Upper part of crane / Partie supérieure de grue / Parte superiore della gru / Parte superior grúa / Parte superior do guindaste / Верхняя часть крана</b>		<b>L (m)</b>	<b>B (m)</b>	<b>H (m)</b>	<b>kg<sup>5)</sup></b>		
Pos. Item Rep. Voce Pos. Ref. Поз.	Anz. Qty. Qte. Qta. Cant. Cant. Кол-во	<b>Drehbühne mit Schaltschrank / Slewing platform with switch cabinet / Plate-forme tournante avec armoire électrique / Piattaforma girevole con quadro elettrico / Plataforma giratoria con armario eléctrico / Plataforma giratória com armário elétrico /</b>			4,11	2,30	2,57	8100	
1a	1	Поворотная платформа с электрощафом							
1b	1	<b>Klappspitze / Folding jib head / Pointe de flèche pliante / Punta ribaltabile / Pluma / Ponta da lança dobrável / Откидной кронштейн</b>			1,88	1,53	2,27	1300	
1c	1	<b>Kabine mit Podest / Cabin with platform / Cabine avec plate-forme / Cabina con pedana / Cabina con plataforma / Cabina com plataforma / Кабина с площадкой</b>			2,40	2,09	2,47	1700	
2	1	<b>Gegenausleger / Counter-jib / Contre-flèche / Controfreccia / Contrapluma / Contra-lança / Консоль противовеса</b>			11,80	2,45	2,54	10300	
3	1	<b>Ausleger-Anlenkstück / Jib heel section / Pied de flèche / Sezione articolata braccio / Pluma tramo primero / Base articulada de lança / Корневая секция стрелы</b>			11,98	1,41	2,56	⊙ 4600	
4	1	<b>Ausleger-Zwischenstück / Intermediate jib section / Élément intermédiaire de flèche / Sezione intermedia braccio / Tramo intermedio pluma / Peça suplementar da lança / Промежуточная секция стрелы</b>			5,60	1,35	2,49	⊙ 1500 ⊙ 1340	
5	1	<b>Ausleger-Zwischenstück / Intermediate jib section / Élément intermédiaire de flèche / Sezione intermedia braccio / Tramo intermedio pluma / Peça suplementar da lança / Промежуточная секция стрелы</b>			11,90	1,35	2,43	⊙ 2200	
6	1	<b>Ausleger-Zwischenstück / Intermediate jib section / Élément intermédiaire de flèche / Sezione intermedia braccio / Tramo intermedio pluma / Peça suplementar da lança / Промежуточная секция стрелы</b>			5,24 10,24 10,24 10,24 2,74	1,35 1,35 1,35 1,35 1,35	1,84 1,86 1,86 1,86 1,87	⊙ 860 ⊙ 1370 ⊙ 1020 ⊙ 720 ⊙ 555	
7	1	<b>Ausleger-Kopfstück / Jib head section / Pointe de flèche / Punta braccio / Tramo punta de pluma / Cabeça de lança / Концевая секция стрелы</b>			1,90	1,54	2,05	⊙ 250	
8	1	<b>Laufkatze und Lasthaken / Trolley and hook / Chariot de distribution et crochet / Carrello con gancio / Carrito y gancho / Carro de ponte e gancho / Грузовая тележка и грузовой крюк</b>			2,06	1,70	1,66	600	
<b>Turm</b>		<b>Tower / Mât / Torre / Torre / Torre / Башня</b>							
9	1	<b>Turmstück kurz / Tower section short / Élément de mât court / Elemento di torre corto / Tramo torre corto / Torre curta / Башенная секция, короткая</b>			24 HC 420 TS-0290c	3,19	2,45	2,45	2950
10	9	<b>Turmstück / Tower section /</b>			21 HC 290 TS-0414c	4,14	2,30	2,30	2500
11	11	<b>Élément de mât / Elemento di torre /</b>			24 HC 420 TS-0580c	6,09	2,45	2,45	4500
13	13	<b>Tramo torre / Torre / Башенная секция</b>			24 HC 630 TS-0580c	6,28	2,45	2,45	6480
11	1	<b>Turmstück lang / Long tower section / Élément de mât long / Elemento di torre, lungo / Tramo de torre largo / Peça de torre, comprida / Башенная секция, длинная</b>			21 HC 290 TS-1242c 24 HC 420 TS-1160 24 HC 630 TS-1160	12,42 11,90 12,10	2,30 2,45 2,45	2,30 2,45 2,45	6100 7200 10750
12	1	<b>Grundturmstück / Base tower section / Mât de base / Elemento di torre base / Tramo base / Peça de base de torre / Секция основания</b>			21 HC 290 TSB-1242c	12,42	2,30	2,30	8200
13	1	<b>Kletterturmstück / Climbing tower section / Élément de hissage de mât / Elemento torre di telescopaggio / Tramo de trepado / Tramo de telescopagem / Секция самоподъема</b>			21 HC 290 ECTS	4,14	2,30	2,45	3300
14	1	<b>Übergangsrahmen / Transition frame / Cadre de raccordement / Adattatore torre / Chasis de unión / Quadro adaptador / Переходная рама</b>			21 HC 290 – 24 HC 630 TF-0080c	3,16	2,85	1,08	3700

Pos. Anz.  
Item Qty.  
Rep Qte.  
Voce Qta.  
Pos. Cant.  
Ref. Cant.  
Поз. Кол-во

L (m) B (m) H (m) kg<sup>5)</sup>







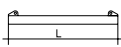



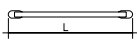

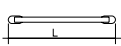



## Klettereinrichtung

Climbing equipment / Equipement de télescopage / Attrezzatura per allungamento della gru /  
Equipo de trepado / Acesoários p. subida no edificio / Обойма наращивания

15	1	<b>Führungsstück kpl., geteilt</b> / Guide section cpl., split / Cage télescopique cpl., devisée / Gabbia de sopraele vazione compl., suddivisa / Torre de montaje completa, dividida / Peça de guia compl., subdividida / Направляющая секция в сб., разъемная	21 HC 290 ECGS 24 HC 630 ECGS	8,39 12,39	2,80 2,78	2,70 (3,04) 1,58	5800 8550
16	1	<b>Hydraulikanlage, Stütz- und Klettertraverse</b> / Hydraulic unit, supporting and climbing crossmembers / Système hydraul. avec traverses d'appui et de télescop. / Sist. idraul., traversa di appoggio e allugam. gru / Sistema hidráulico con traviesa de apoyo y trepado / Instalação hidráulica, travessa de apoio e subida / Гидроагрегат, стойка-упор и траверса обоймы наращивания	21 HC 290 24 HC 630	2,10 2,60	1,25 1,15	1,00 1,00	1150 1900



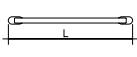



## Unterwagen

Undercarriage / Châssis / Carro /  
Carro con mástil / Carro de guindaste / Опорная рама

17	4	<b>Ausgleichsschwinge mit Schwingenlager</b> / Pivot for wheel box / Chape pour bogie / Bilanciere di equilibratura con cuscinetto bilanciere / Balancin / Balancim com suporte / Балансир с шарнирной опорой	 	24 HC 630	1,60	0,72	1,48	1470
18	2 4 4	<b>Fahrschemel mit Antrieb</b> / Rail bogie with drive / Bogie moteur / Telaio con gruppia propulsore / Caja rodillo motriz / Quadra sem grupa de propulsão / Подрамник с приводом	 	21 HC 290 24 HC 630	1,63 (1,46) 1,45	0,92 (0,84) 0,82	0,95 (0,87) 0,72	1690 (920) 1200
19	2 2 2	<b>Fahrschemel ohne Antrieb</b> / Rail bogie without drive / Bogie fou / Telaio senza gruppia propulsore / Caja rodillo conducido / Quadra com grupa de propulsão / Подрамник без привода	 	21 HC 290 24 HC 630	1,37 (1,15) 1,30	0,62 (0,60) 0,40	0,95 (0,87) 0,72	1340 (880) 950
20	2 4 4	<b>Tragholm lang</b> / Long support arm / Longeron long / Longherone lungo / Brazo soporte largo / Travessa comprida / Несущая балка, длинная	 	21 HC 290 24 HC 630	9,10 (11,95) 7,32 (5,91)	0,80 (0,82) 0,92 (0,92)	0,80 (0,80) 0,93 (0,93)	1650 (2200) 2330 (1980)
21	2	<b>Tragholm kurz</b> / Short support arm / Longeron court / Longherone corto / Brazo soporte corto / Travessa curta / Несущая балка, короткая	 	21 HC 290 24 HC 630	4,45 (5,58) 7,14 (5,73)	0,77 (0,65) 0,92 (0,80)	0,77 (0,77) 0,90 (0,90)	800 (1040) 2180 (1780)
22	2+2	<b>Randträger</b> / Border support / Traverse / Supporti base Traviesa / Apoio de bordo / Стяжная балка	 	21 HC 290 24 HC 630	5,46 – 5,40 (7,52 – 7,46) 9,30 (7,30)	0,11 – 0,18 (0,10 – 0,17) 0,24 (0,14)	0,16 – 0,38 (0,10 – 0,38) 0,41 (0,14)	175 – 525 (370 – 915) 870 (400)
23	4	<b>Stützholm</b> / Support strut / Hauban de châssis / Correnti di appoggio / Tirante vertical / Travessa de apoio / Опорный подкос	 	21 HC 290 24 HC 630	4,14 (6,55) 6,98 (6,05)	0,18 (0,22) 0,26 (0,26)	0,25 (0,25) 0,39 (0,39)	320 (600) 1190 (1140)
24	1	<b>Unterwagen-Turmstück</b> / Undercarriage tower section / Mât de châssis / Elemento di torre del carro / Tramo de carro / Peça de torre do chassis / Опорная башенная секция	 	21 HC 290 24 HC 630	3,73 (6,70) 6,61	2,62 (2,53) 2,44	2,62 (2,53) 2,44	2920 (4030) 7930
25		<b>Kleinteile, Seile und Abspannungen</b> / Small parts, ropes and holding bars / Accessoires, câbles et tirants / Accessori, funi e attrezzi di ancoraggio / Despieces, cables y tirantes / Acesoários, cabos e peças de ancoragem / Мелкие детали, Канаты и Простежки		21 HC 290 24 HC 630	9,00	1,60	1,00	4000

## Fundamentkreuz

Cruciform base / Châssis en croix / Crociera /  
Carro de guindaste / Base cruciforme / Фундаментная крестовина

26	2	<b>Hauptträger</b> / Main beam / Poutre principale / Traversa portante / Viga principal / Travessa comprida / основная балка	 	24 HC 420 CB-0600	9,00	1,10	1,53	8300
27	2	<b>Randträger</b> / Border support / Traverse / Supporti base Traviesa / Apoio de bordo / Стяжная балка	 	24 HC 420 CB-0600	5,50	0,25	0,66	560
28	4	<b>Adapter HC-Turm</b> / Adapter for HC tower / Adaptateur pour mât HC / Adattatore torre HC / Tramo transición HC / Adaptador para torre HC / Переходной элемент башни HC	 	24 HC 420 CB-0600	0,43	0,43	0,64	320

() **Angaben in Klammern gelten für 8 m-Unterwagen.** / The data in brackets are valid for an undercarriage of 8 m. / Les données techniques indiquées entre parenthèses sont valables pour un châssis de 8 m. / Caratteristiche in (...) valgono per carro di 8 m. / Los datos entre paréntesis son válidos para carro de 8 m. / Características em (...) válidas pelo chassis de 8 m. / Данные в скобках относятся к 8-метровой опорной раме.

<sup>5)</sup> **Einzelgewichte** / Single weights / Poids individuels / Singoli pesi / Tramo punta de pluma / Pesos de peças componentes / Индивидуальный вес



**Änderungen vorbehalten!** / Subject to technical modifications! /  
Sous réserves de modifications ! / Con riserva di modifiche! /  
¡Sujeto a modificaciones sin previo aviso! / Sujeto a modificacões! /  
С правом внесения изменений!

**Sämtliche Angaben erfolgen ohne Gewähr.** / This information is supplied without liability. /  
Ces renseignements sont sans garantie. / Tutte le indicazioni fornite senza garanzia. /  
Declinamos toda responsabilidad derivada de la información proporcionada. / Declinamos  
qualquer responsabilidade quanto à informação fornecida. / Все данные указаны без обязательств.

**TCS-002371-LBC-01 • EN 14439:2009 – A3 • BGL C.0.10.0280 • 04.20**

Printed in Germany.

Liebherr-Werk Biberach GmbH  
Postfach 1663, D-88396 Biberach an der Riss  
☎ +49 73 51 41-0, Fax: +49 73 51 41 22 25  
www.liebherr.com, E-Mail: info.lbc@liebherr.com

Liebherr Industrias Metálicas, S.A.  
Polígono Industrial Agustinos, calle E, E-31014 Pamplona  
☎ +34 94829 70-00, Fax +34 94829 70-29  
www.liebherr.com, E-Mail: info.lim@liebherr.com